WRITING WORKSHEETS

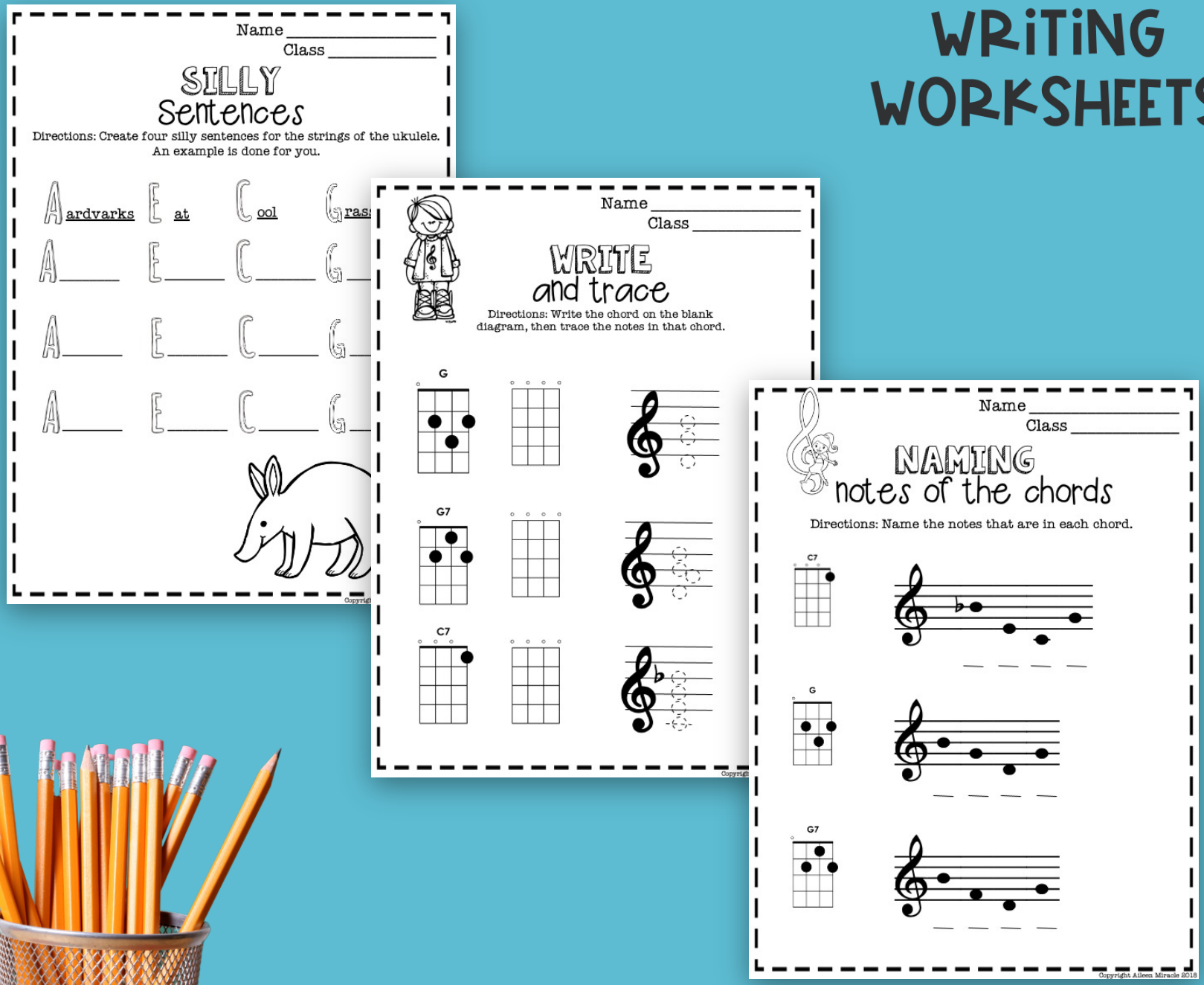

Name _____
Class _____

SILLY
Sentences

Directions: Create four silly sentences for the strings of the ukulele. An example is done for you.

Aardvarks Eat Cool Grass

A____ E____ C____ G____

A____ E____ C____ G____

A____ E____ C____ G____

Name _____
Class _____

WRITE
and trace

Directions: Write the chord on the blank diagram, then trace the notes in that chord.

G

G7

C7

Name _____
Class _____

NAMING
notes of the chords

Directions: Name the notes that are in each chord.

C7

G

G7

Copyright Aileen Miracle 2018

WORKSHEETS FOR PLAYiNG

Name _____
Class _____

WATER come a me eye

Directions: Fill in the chord diagrams for the F and C7 chords, then play the song.

F C7

F F
Every time I think of Liza,
C7 F
Water come a me eye.

F F
Every time I think of Liza,
C7 F
Water come. a me eye.

F F
Come back Liza, come back girl,
C7 F
Water come a me eye.

F F
Come back Liza, come back girl,
C7 F
Water come a me eye.

Name _____
Class _____

ROW, ROW, ROW, your boat

Directions: Fill in the chord diagrams for the C and G chords, then play the song.

C

C
Row, row, row your boat,
C
Gently down the stream,
C
Merrily, merrily, merrily, merrily,
C G C
Life is but a dream.

Name _____
Class _____

CHUMBARA: A French-Canadian folk song

Directions: Fill in the chord diagrams for the C and G chords, then play the song.

C G

C
Chumbara, chumbara,
C
Chumbara, chumbara,
G
Chumbara, chumbara,
C
Chum, chum, chum, chum, chum, chum, chum, chum,
C
Chumbara, chumbara,
C
Chumbara, chumbara,
G
Chumbara, chumbara,
C G C
Chum, chum, chum, chum, chum, hey!

CANADA WELCOME

Copyright Aileen Miracle 2018

FiND THE CHORD!

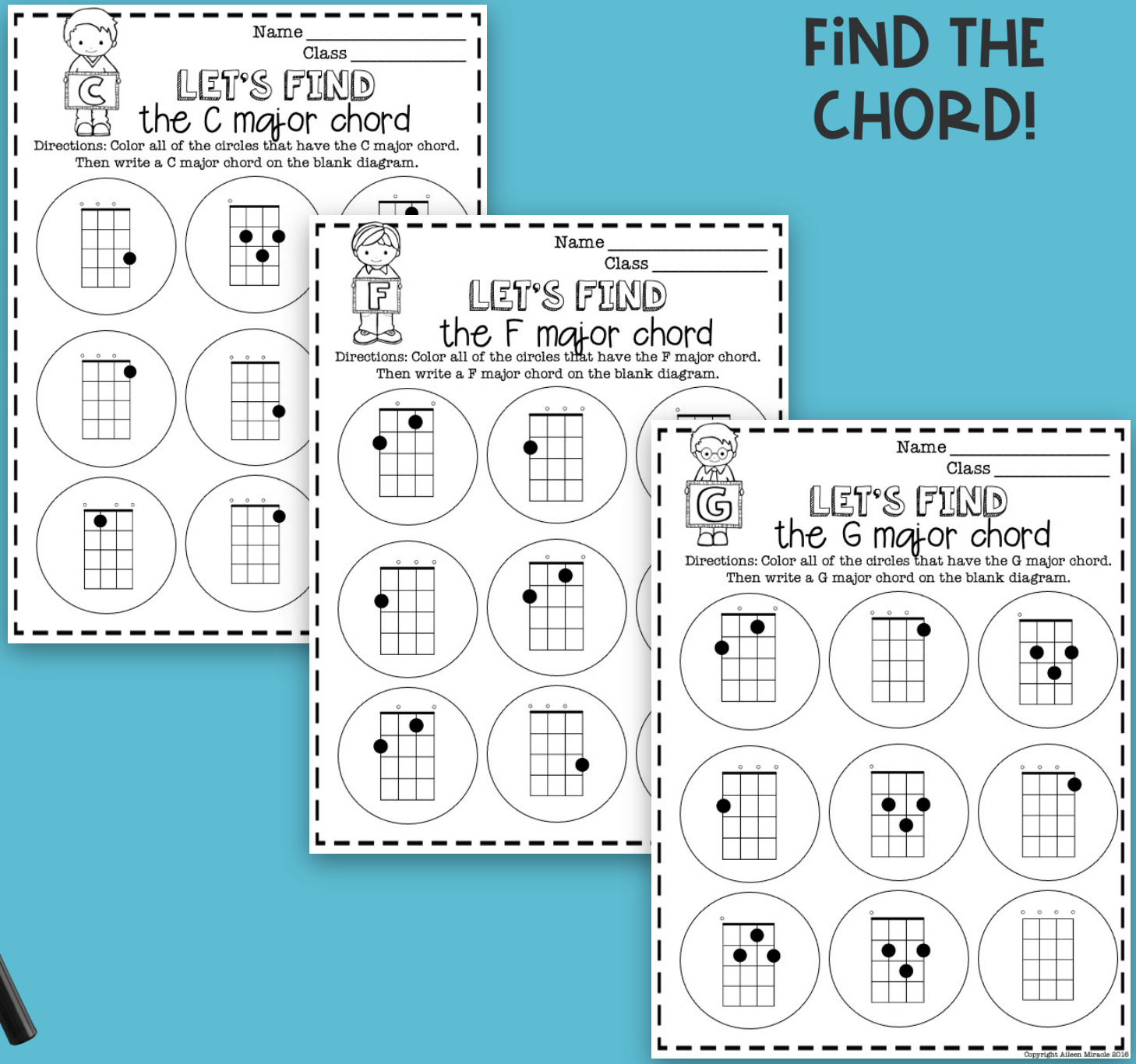

Name _____
Class _____

LET'S FIND
the C major chord

Directions: Color all of the circles that have the C major chord.
Then write a C major chord on the blank diagram.

Name _____
Class _____

LET'S FIND
the F major chord

Directions: Color all of the circles that have the F major chord.
Then write a F major chord on the blank diagram.

Name _____
Class _____

LET'S FIND
the G major chord

Directions: Color all of the circles that have the G major chord.
Then write a G major chord on the blank diagram.

Copyright Aileen Miracle 2016

ROLL THE CHORD!



ROLL AND PLAY

Chords

Directions: Roll a die, then play the chord in that column. Keep playing until all chords have been played at least once.

C	Am	F	G	C7	G7
C	Am	F	G	C7	G7
C	Am	F	G	C7	G7
C	Am	F	G	C7	G7

Copyright Aileen Miracle 2018
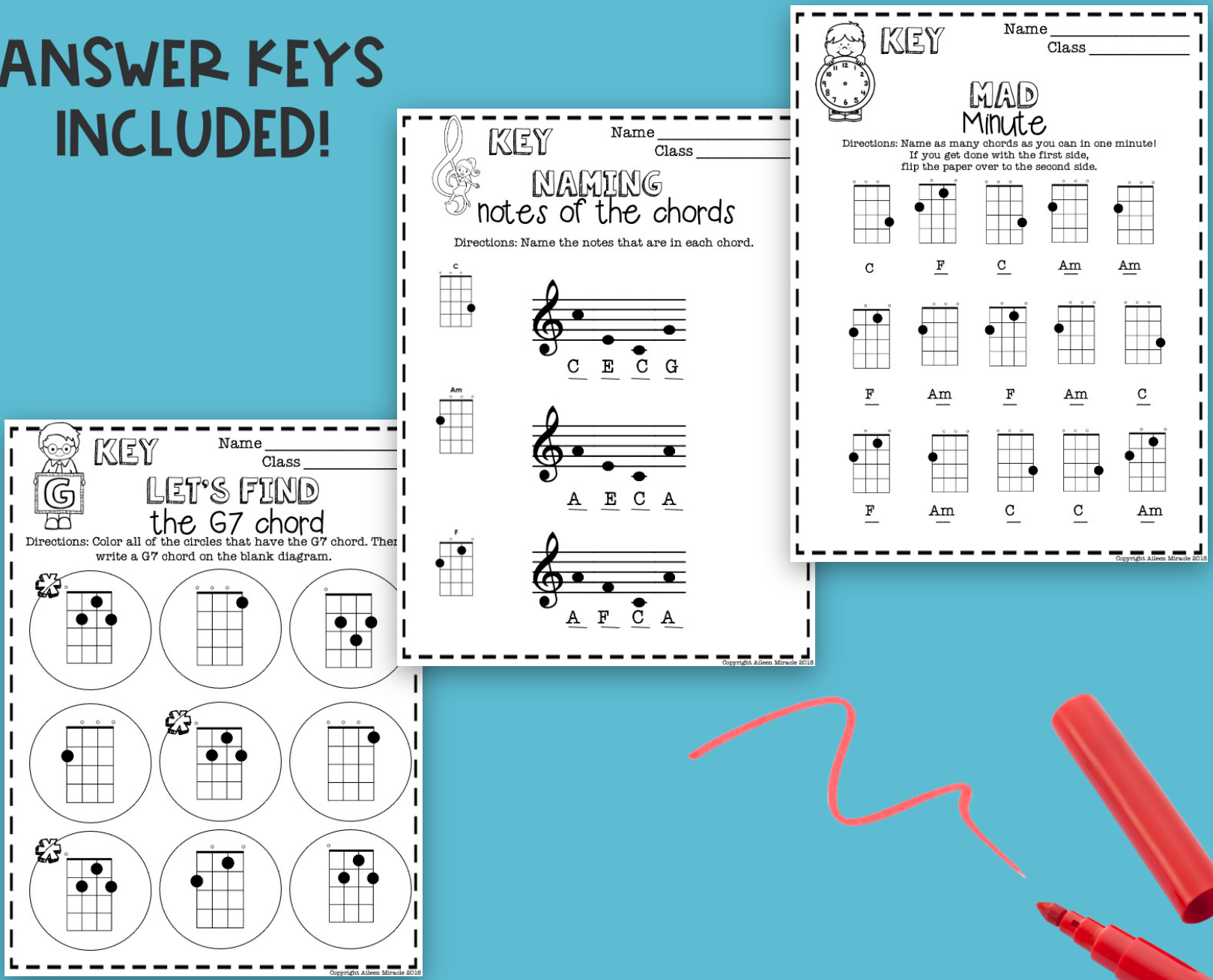
ANSWER KEYS INCLUDED!